


BFM 1013M

for marine applications

72 - 195 kW|97 - 261 hp at 1500 - 2300 min⁻¹|rpm
emission certified & type approved

- Water-cooled 4 and 6-cylinder inline engines with turbocharging and charge air cooling
- Low fuel consumption, low maintenance costs and long engine life reduce the operating costs.
- 100% power take-off at flywheel and front end and additionally three PTO drives with a total torque of up to 187 Nm.
- The engine-driven cooling water pumps simplify the installation for keel and raw-water cooling.



- The engines fulfil the emission limit values in accordance with IMO, EU and ZKR (CCNR).

- DEUTZ marine engines are developed especially for the requirements of marine applications and meet the requirements of the classification societies. Type Approvals of the IACS classes¹⁾ and other classes are available on request.
- The extremely compact engine design and customer friendly accessories reduce the installation costs.
- The robust engine design allows worldwide operation even with high sulphur fuels.

Technical data

Engine type		BF4M1013M	BF4M1013MC	BF6M1013M	BF6M1013MC	BF6M1013MCP
No. of cylinders		4	4	6	6	6
Bore/stroke	mm in	108/130 4.25/5.12	108/130 4.25/5.12	108/130 4.25/5.12	108/130 4.25/5.12	108/130 4.25/5.12
Displacement	l cu in	4.8 291	4.8 291	7.2 436	7.2 436	7.2 436
Compression ratio		17.6:1	17.6:1	17.6:1	17.6:1	17.0:1
Nominal speeds propulsion engines	min ⁻¹ rpm	1800 - 2300	1800 - 2300	1800 - 2300	1800 - 2300	1800 - 2300
Nominal speeds auxiliary engines	min ⁻¹ rpm	1500 / 1800	1500 / 1800	1500 / 1800	1500 / 1800	-
Specific fuel consumption ²⁾	g/kWh lb/hp-hr	217 0.36	202 0.33	215 0.35	204 0.34	204 0.34

Power output ³⁾		BF4M1013M	BF4M1013MC	BF6M1013M	BF6M1013MC	BF6M1013MCP	
Propulsion engines - LG A	kW hp	81 109	102 137	123 165	148 198	166 223	
	- LG B	kW hp	95 127	118 158	129 173	174 233	195 261
Auxiliary engines	- LG G 50Hz	kW hp	77 103	92 123	116 156	139 186	-
	60Hz	kW hp	81 109	100 134	122 164	148 198	-
	- LG N 50Hz	kW hp	81 109	97 130	122 164	146 196	-
	60Hz	kW hp	85 114	105 141	128 172	155 208	-

- LG A:** Unlimited continuous operation with unlimited workload.
LG B: Limited continuous operation: max. 3000 oh p.a.⁴⁾
 Operating time with more than 90% of maximum power: max. 1500 oh p.a.
 Admissible workload: max. 70% of rated power.
LG G: Unlimited continuous operation with unlimited workload.
LG N: Unlimited continuous operation with limited workload.
 Operating time with more than 90% of maximum power: max. 6000 oh p.a.
 Admissible workload: max. 80% of rated power.

- 1) IACS – International Association of Classification Societies
 2) Best full load consumption refers to diesel with a density of 0.835 kg/dm³ at 15°C | 6.96 lb/US gallon at 60°F.
 3) Capacity data in accordance with ISO 3056-1.
 Further ratings on request.
 4) oh p.a.: Operating hours per year

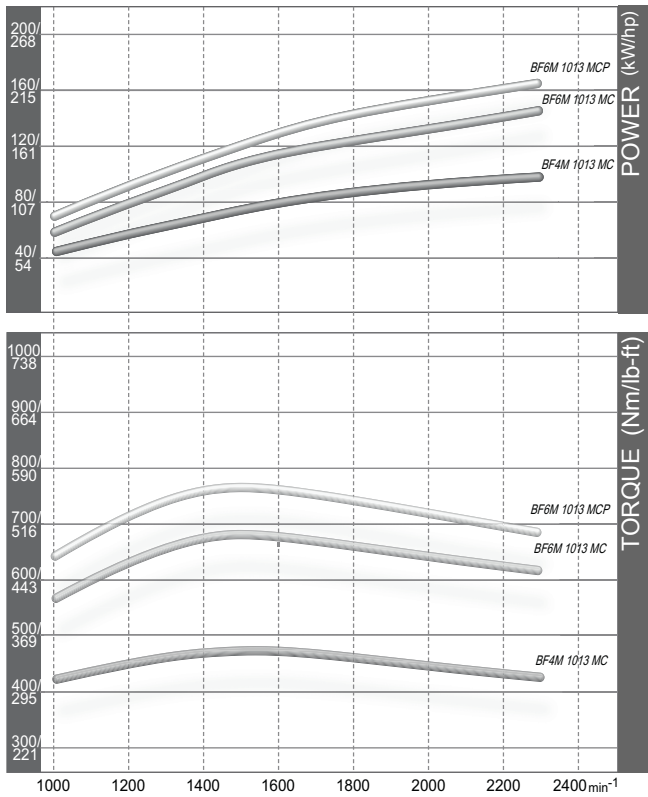
The data on this data sheet are for information purposes only and are not binding values. The data in the quotation is definitive.

Torque curve

Power group A

2300 min⁻¹/rpm

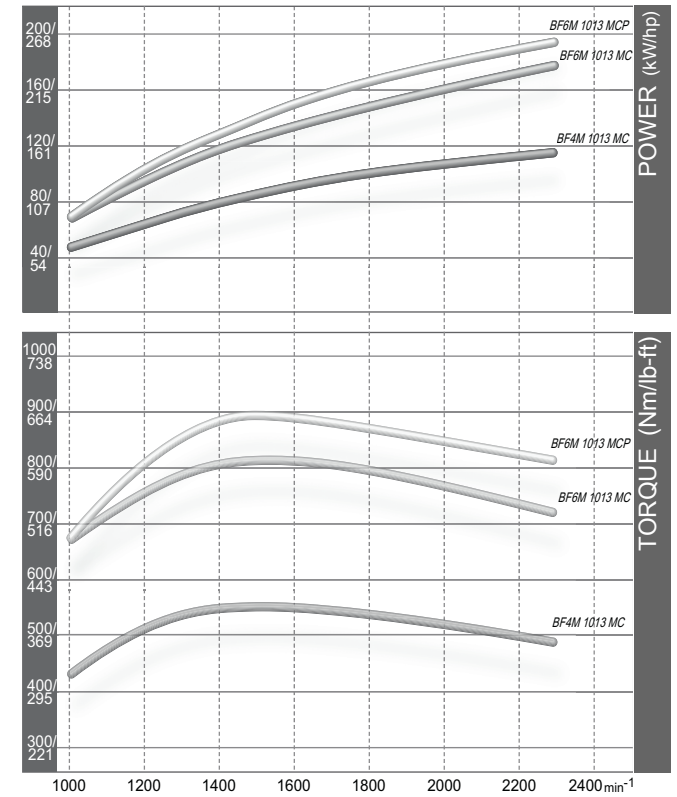
BF4M1013MC | BF6M1013MCI | BF6M1013MCP



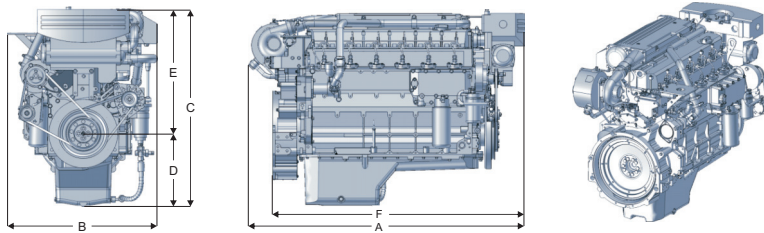
Power group B

2300 min⁻¹/rpm

BF4M1013MC | BF6M 1013MCI | BF6M1013MCP

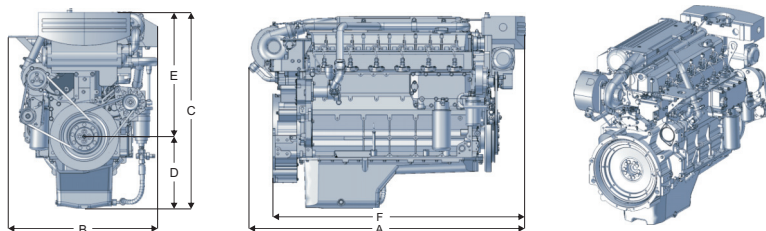


Dimensions - raw water cooling



		A	B	C	D	E	F	Weight
BF4M1013M	mm in	1125 44.3	666 26.2	1185 46.7	346 13.6	839 33.0	1016 40.0	560 kg 1235 lb
BF4M1013MC	mm in	1125 44.3	666 26.2	1185 46.7	346 13.6	839 33.0	1016 40.0	580 kg 1279 lb
BF6M1013M	mm in	1408 55.4	850 33.5	1197 47.1	360 14.2	837 33.0	1280 50.4	730 kg 1609 lb
BF6M1013MC/ MCP	mm in	1408 55.4	850 33.5	1197 47.1	360 14.2	837 33.0	1280 50.4	760 kg 1676 lb

Dimensions - keel cooling



		A	B	C	D	E	F	Weight
BF4M1013M	mm in	1050 41.3	666 26.2	1185 46.7	346 13.6	839 33.0	942 40.0	540 kg 1190 lb
BF4M1013MC	mm in	1050 41.3	666 26.2	1185 46.7	346 13.6	839 33.0	942 40.0	560 kg 1235 lb
BF6M1013M	mm in	1334 52.5	850 33.5	1197 47.1	360 14.2	837 33.0	1206 50.4	710 kg 1565 lb
BF6M1013MC/ MCP	mm in	1334 52.5	850 33.5	1197 47.1	360 14.2	837 33.0	1206 50.4	740 kg 1631 lb

Note: The engine dimensions and weights vary depending on the scope of delivery.
For more information please contact the DEUTZ AG Köln or the responsible sales partner.

